

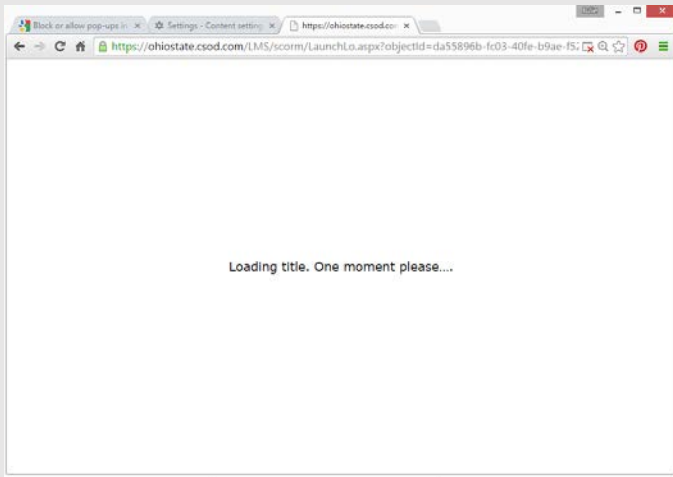
Disable Pop-up Blocker

If you observe the content you have chosen does not launch, then the pop-up blocker may be enabled in your browser. To disable the pop-up blocker for Chrome, Firefox, Internet Explorer, or Safari, choose your web browser below and follow the directions.

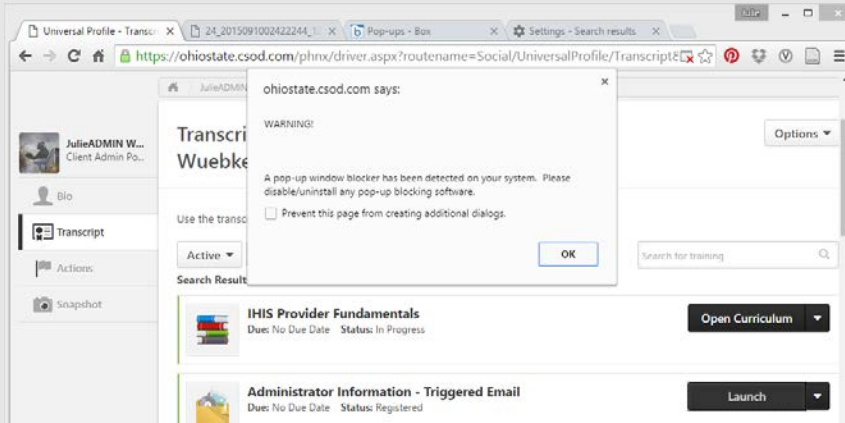
- [Chrome](#)
- [Firefox](#)
- [Internet Explorer](#)
- [Safari](#)

Disabling Pop-up Blocker in Chrome

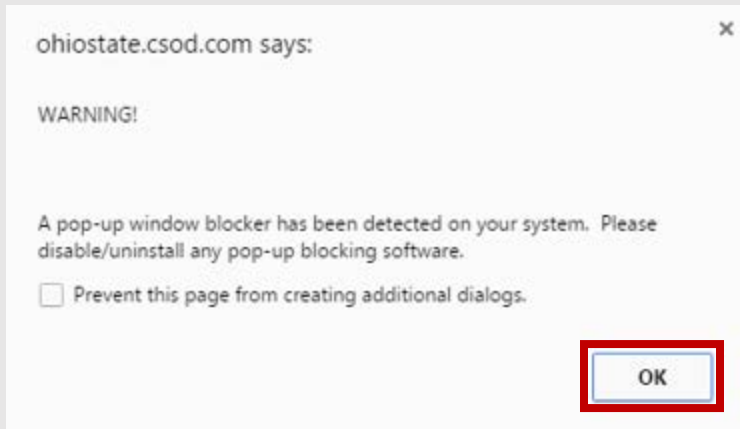
1. Observe that you are stuck in a “loading title” screen:



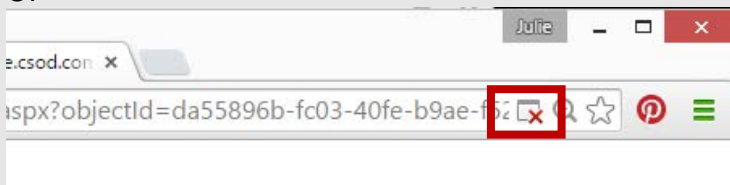
Or, that a message dialogue box pops up:



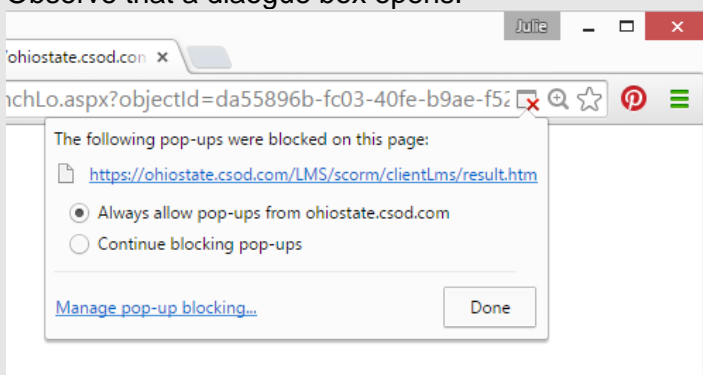
2. Click **OK** on the dialog box **or** click on the red X in your address bar.



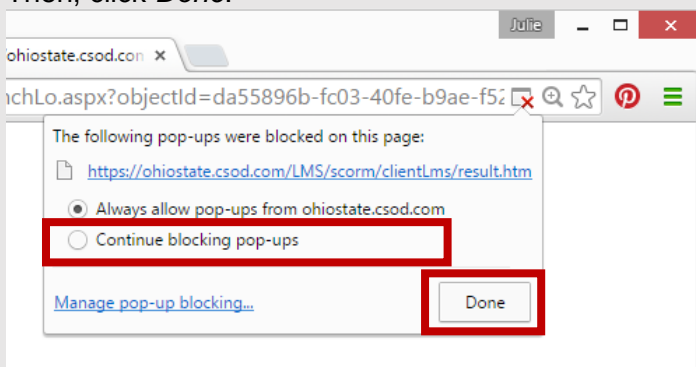
Or



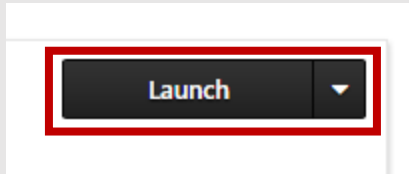
3. Observe that a dialogue box opens.



4. Choose *Always allow pop-ups from ohiostate.csod.com* by clicking on the radio button. Then, click *Done*.



5. Return to your transcript.
6. Relaunch the content by clicking the *Launch* button next to the content title.

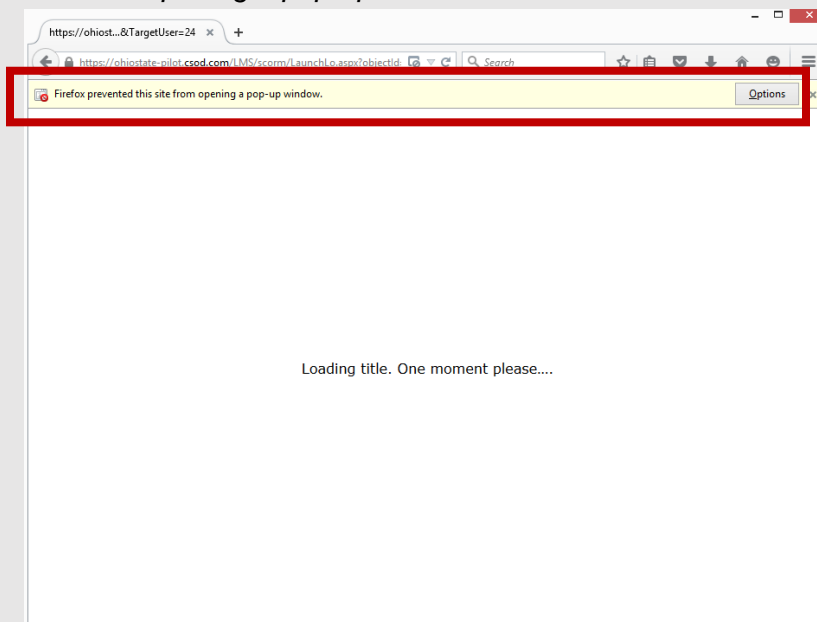


7. The content will now launch in a new window.

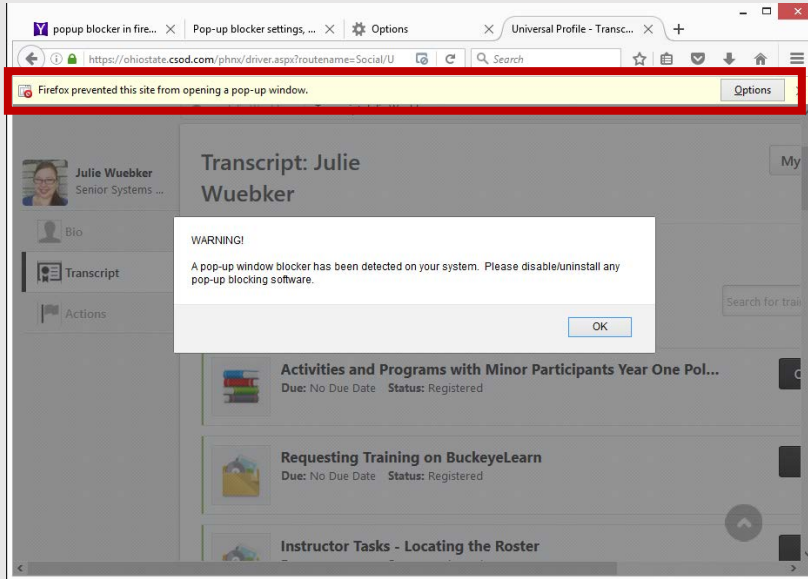


Disabling Pop-up Blocker in Firefox

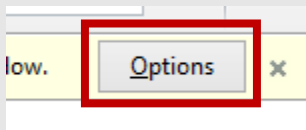
1. Observe that you are stuck in a "loading title" screen with message *Firefox prevented this site from opening a pop-up window.*



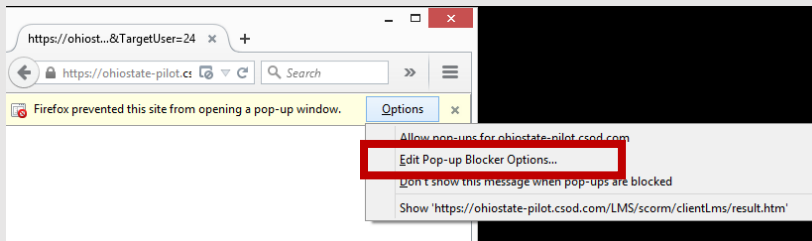
Or, that a message dialogue box pops up.



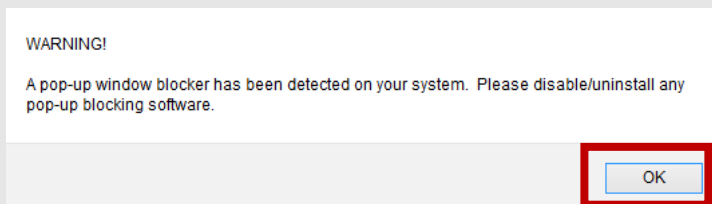
2. Click the *Options* button.



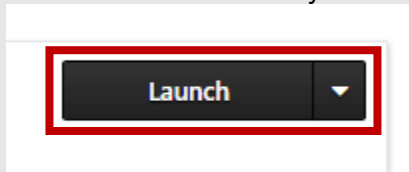
3. Click on *Allow pop-ups for ohiostate.csod.com*.



4. Return to your transcript or click *OK* if you received the Warning message



5. Relaunch the content by clicking the *Launch* button next to the content title.

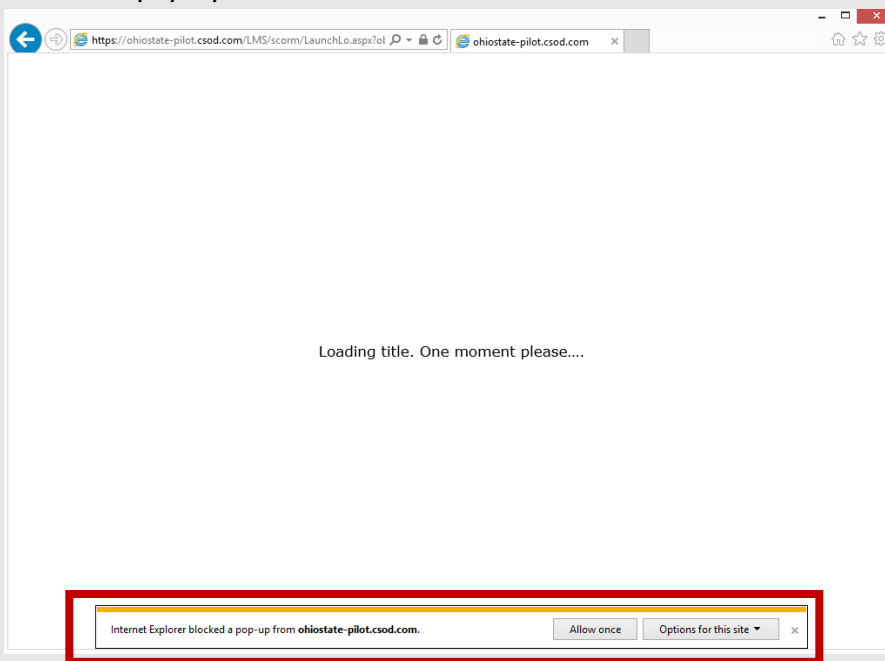


6. The content will now launch in a new window.



Disabling Pop-up Blocker in Internet Explorer

1. Observe that you are stuck in a “loading title” screen with the message *Internet Explorer blocked a pop-up from ohio-state.csod.com*

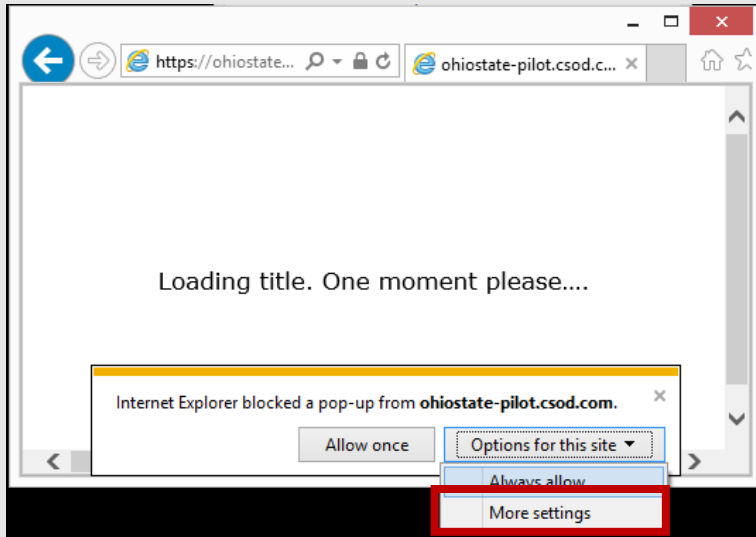


Note: If you do not click on an option, the notification will disappear. Refresh the page to show the notification again

2. Click the *Options for this site* button.



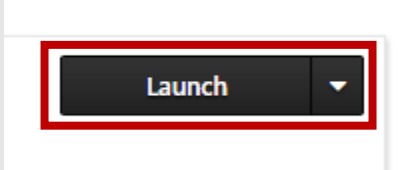
3. Click on *Always allow*



4. Click the back button on the browser.



5. Return to your transcript.
6. Relaunch the content by clicking the *Launch* button next to the content title.



Disabling Pop-up Blocker in Safari

1. Observe that you are stuck in a “loading title” screen with the message *Loading title. One moment please...*



Note: Visually, you will not see an indication that Safari has blocked the pop-up. The pop-up will simply fail to appear.


2. Click *Safari*




3. Click on *Preferences*



4. Click *Security*.



5. Then remove the check next to Block pop-up windows.



Note: If you are concerned about allowing pop-up for other sites, place a check mark in the setting again after using BuckeyeLearn.

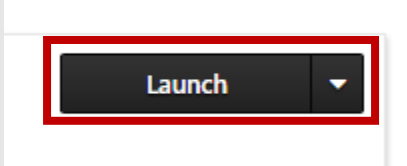
6. Close the Preferences box.



7. Click the back button.



8. Relaunch the content by clicking the *Launch* button next to the content title.



9. The content will now launch in a new window.

